

Frebel  
BILINGUAL SCHOOL  
Home of the Space Generation

# MATH

SKILLS SHARPENERS

2026 SUMMER MATH WORKBOOK

A STEM SCHOOL

1

A STEM School

# FROEBEL

BILINGUAL SCHOOL

Home of the Space Generation

# MATH

## SKILLS SHARPENERS


STUDENT'S NAME	DATE
TEACHER COMING FROM	SCORE
TEACHER GOING TO	
PARENT'S SIGNATURE	DATE RECEIVED

**2026 SUMMER MATH WORKBOOK**

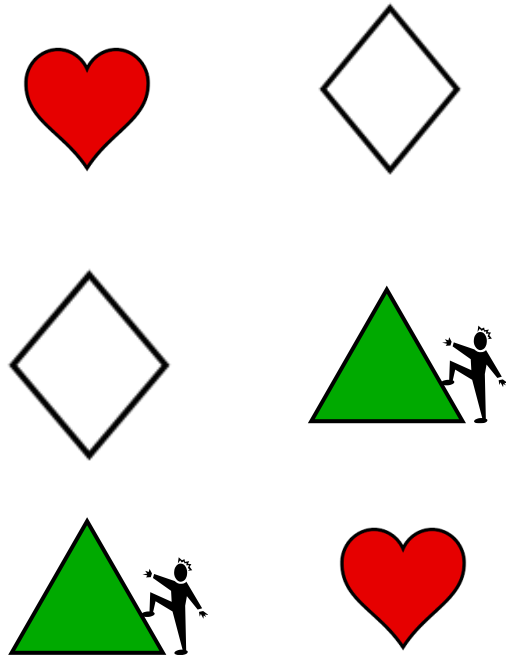
# SKILLS SHARPENER FOR STUDENTS GOING TO FIRST GRADE

## WEEK I. Same

Day #1- Circle the shapes that are the same.



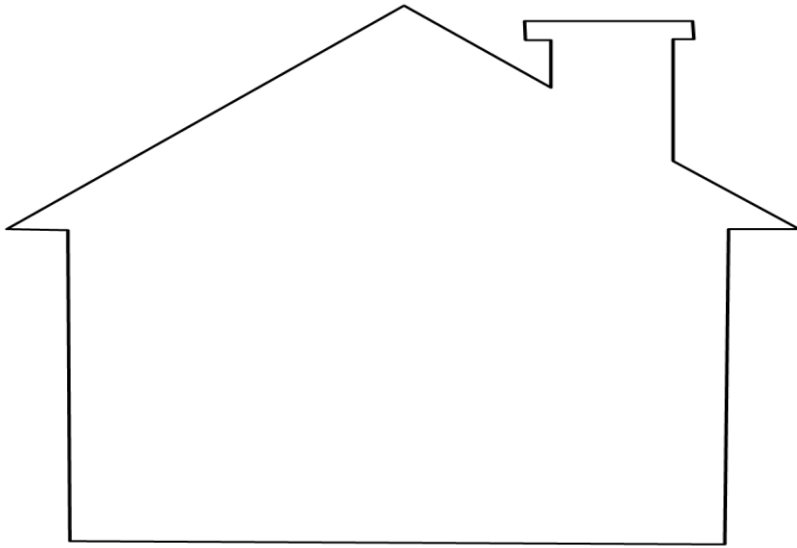
Day # 2- Match the same shapes.



Day # 3- Draw a circle, a square, a triangle, and a rectangle. Color the circle brown, the square blue, the triangle orange, and the rectangle green .




Day # 4- Complete the house using these shapes; circles, squares, triangles, and rectangles. Color the house.

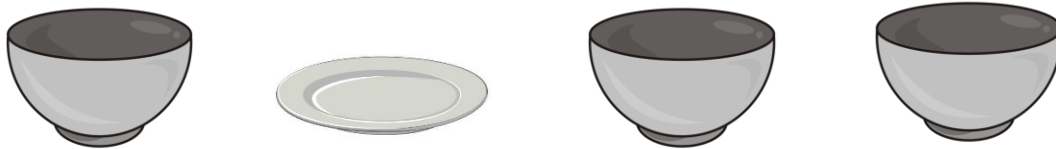


## WEEK 2. Different

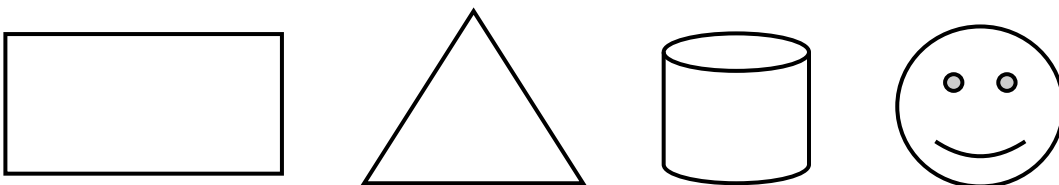
Day # 1- Circle the one that is different.



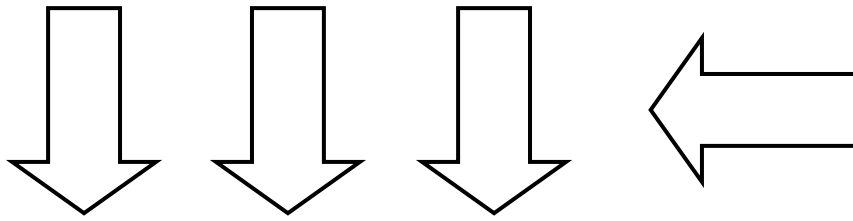
Day # 2- Cross out the different one.



Day # 3- Color the ones that are different to a rectangle.



Day # 4- Color the one that is different red, and the others blue.



### WEEK 3. Sets



Day # 1- How many sets did you find? \_\_\_\_\_



Day #2 - Complete the sets of numbers.

1, 2, 3, 4, \_\_\_\_\_      6, 7, 8, 9, \_\_\_\_\_

Day #3 - C- Circle the one that does not belong.




Day # 4- Circle the bigger set.





**WEEK 4. Count to 5.**

Day # 1- Circle the 5 animals you like the most.




Day # 2- Color the hearts. How many did you color? Write the answer on the line.





Day # 3- Trace the numbers, and say its name.



Day # 4- Write the numbers from 1 to 5.

\_\_\_\_\_, \_\_\_\_\_, \_\_\_\_\_, \_\_\_\_\_, \_\_\_\_\_

## WEEK 5. Numbers to 10

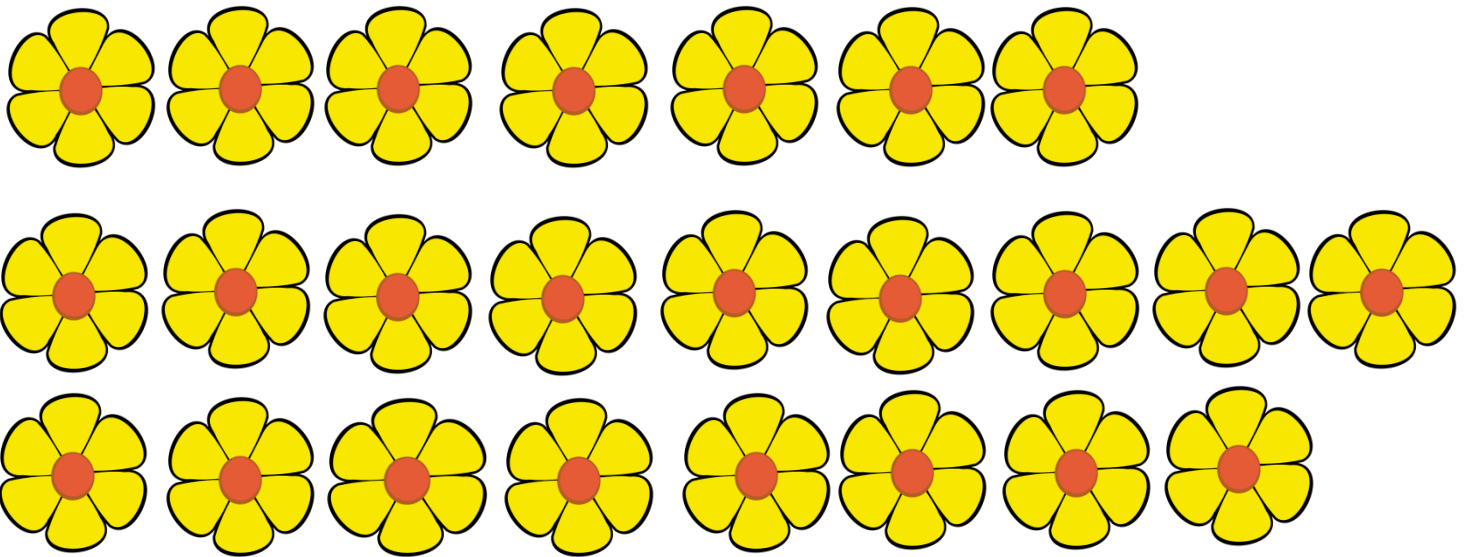
Day # 1- Count the gifts and write how many are in each row.



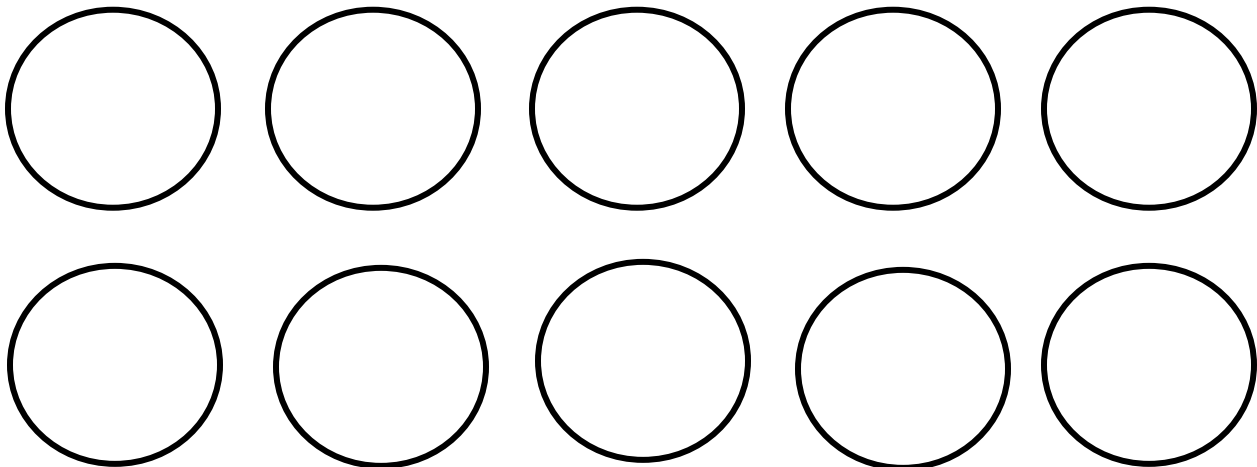
Day # 2- Write the missing number

2, \_\_\_ 4, \_\_\_ 6, \_\_\_ 8, \_\_\_ 9, \_\_\_

Day # 3- Circle the group that has 9 flowers




Day # 4- Draw 10 happy faces.




**WEEK 6. Numbers Order.**

Day # 1-Color the correct number of objects. (4)




Day # 2- Count and put them in order by numbers. Write each number inside each bird.




Day # 3 – Put these numbers in order from 5 to 8.




6



7



5



8



Day # 4- Rewrite these numbers in order. Draw circles to represent its amount.

7 10 4 9 2 1 5 8 3 6




### WEEK 7. Shapes

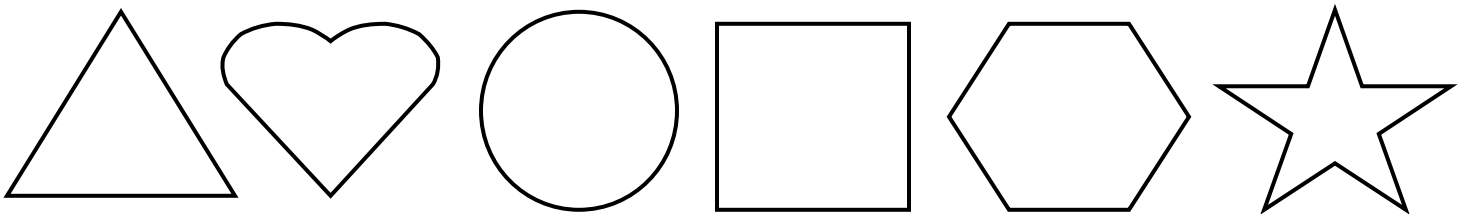
Day # 1- Color the same shape with same color.




Day # 2- Color only the circles.



Day # 3- Trace the shapes. Color the heart red, and color the square blue.




Day # 4- Color the stars blue.



## WEEK 8. Patterns.

Day # 1- Color the pumpkins following the same pattern in both.




Day # 2- Circle the one that will continue the pattern.



Day # 3- Cross out the one that is not following the pattern. Is it the lion, or the cat?



Day # 4- What shape will continue the pattern? Draw this shape on the line.



A STEM School

**FR****EBEL**  
BILINGUAL SCHOOL  
Home of the Space Generation

HANGAR ROAD 523. 524. RAMEY BASE

Box 250641. Z.C. 00604-0641

**Phones: 890-2545**

© 2026 FFBS Publishing